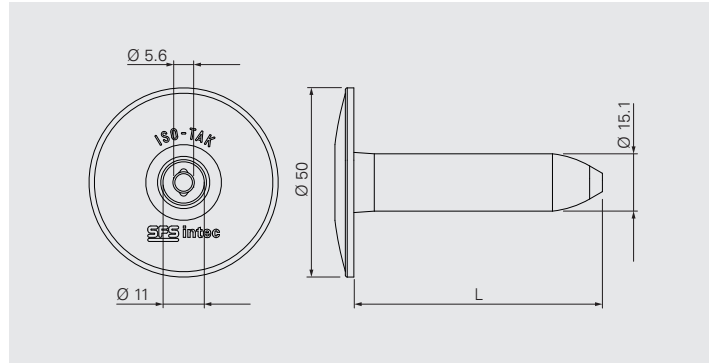



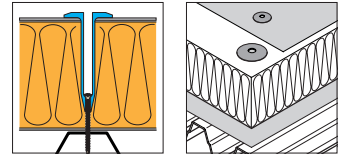
R50



Application

Sleeve for waterproof membrane and insulation securement.
For seam fastening application.

Overlap length between sleeve and fastener: 13 mm



Product Information

Material: High quality polypropylen (PP)

Approvals/Assessments



Declaration of Performance (DoP)









Features and Benefits

- 50 mm head diameter provides high design values
- Sleeve tip enables pre-assembling with different fasteners
- Universal sleeve for several applications and combinations






Product Range

Product Code	L _{mm}	PU	Material No.
R50×15	15	1000	527207
R50×35	35	500	527216
R50×65	65	500	527218
R50×85	85	500	527600
R50×105	105	500	527601
R50×135	135	500	527604
R50×165	165	500	527605
R50×185	185	500	527606
R50×225	225	250	527608
R50×255	255	250	527610
R50×285	285	250	527612
R50×325	325	250	1107902
R50×365	365	250	1107903
R50×405	405	250	1107904
R50×485	485	250	1278134
R50×565	565	200	1278136
R50×645	645	200	1278151
R50×705	705	200	1278154

Products to combine with

Product Code	Description	
BS-4,8	Carbon steel fastener for steel deck and timber and timber-based boards.	
BS-S-4,8	Stainless steel fastener for steel deck and timber and timber-based boards.	
BS3-4,8	Carbon steel fastener for thick steel deck.	
BS-6,1	Carbon steel fastener for steel deck and timber and timber-based boards.	
BS-S-6,1	Stainless steel fastener for steel deck and timber and timber-based boards.	
DT-4,8	Carbon steel impact anchor for concrete deck.	
DT-S-4,8	Stainless steel impact anchor for concrete deck.	
TI-T25-6,3	Carbon steel fastener for concrete deck.	
TIA-T25-6,3	Adjustable carbon steel fastener for tapered insulation on concrete deck.	
TS-T25-6,0	Carbon steel fastener for timber and timber-based boards and concrete deck.	

Tools and Accessories

Product Code	Description	
ZA¼"-M6-300 ZA¼"-M6-750	Drive bar for installation of fastener and sleeve, length 300 mm and 750 mm	
ZA¼"-M6-EXT	Drive bar extension, length 100 mm	
T25-32-M6	Insert bit with T25 drive	
ZH-11-RING	Adapter to hold sleeves R48, R50, R75 onto drive bar	
AJ-M6	Bit for height adjustment of sleeve in combination with fasteners TIA-T25-6,3 and TIF-N-6,3	
AJ60x130-TIA	Installation tool for manual height adjustment of sleeve in combination with fasteners TIA-T25-6,3 and TIF-N-6,3	